



Stopping and parking



Please note that the illustrations in this brochure are simplified.

What is stopping?

Stopping refers to a vehicle that is stationary for other reasons than the following:

1. to avoid danger,
2. as a result of traffic conditions, or
3. parking.

What is parking?

Parking refers to a waiting vehicle, regardless of whether it is attended or not, for other reasons than the following

1. as a result of traffic conditions,
2. to avoid danger, or
3. to set down or pick up passengers or for loading and unloading.

General

The traffic ordinance includes general rules for stopping and parking. Restrictions for stopping or parking are not always designated by road signs. However, motorists must still be aware of these restrictions.

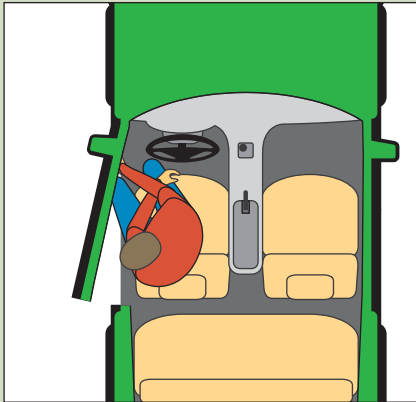
There are also local restrictions for stopping and parking. These regulations are adapted to local conditions and are usually indicated by road signs.

The following are some of the most important regulations.

Parking regulations are based on two main principles:

You must not stop or park so that you

- endanger others
- obstruct or inconvenience others.

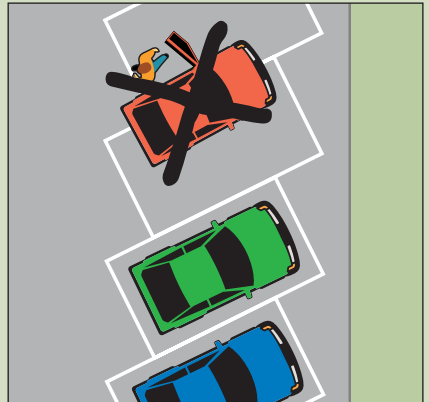


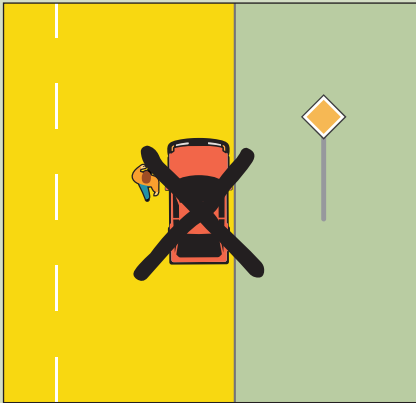
- You may not open the doors so that you cause danger for others.

- When you have stopped or parked you must ensure that the vehicle cannot begin rolling.
- You must ensure that no one else can use your vehicle accidentally.
- You may only stop or park on the right-hand side of the road in the direction of the traffic flow.
On one-way roads you may park on the left-hand side.
Stop or park as close as possible to the curb, preferably off the carriageway.

You must not park here

- You must not park so as to obstruct other drivers from gaining access to their vehicles.
- You must not park so as to obstruct other vehicles from driving away.
- You must not park your vehicle so that any wheel is outside the parking space.
- You must not park within 30 metres of a level crossing.
- In a pedestrian street or in a specially signed residential area, you may only park your vehicle in designated parking places.






- You must not park in front of an entrance to a property, or in such a way as to make it difficult to drive into or out of a property.
- You must not park on a priority road.
- You must not park at a bus or tram stop. You may stop, but only to set down or pick up passengers and in such a way as not to obstruct the bus or tram.

This restriction applies to the bus stop or tram stop area marked on the carriageway.

If there is no such marking, then the restriction applies 20 metres before and 5 metres after the bus or tram stop.



- You must not park alongside another vehicle that has stopped or parked at the side of a road.
- You must not park next to an object, such as a container, that has been placed there.

You may however park next to a bicycle, moped, motorcycle without sidecar, or another object of similar size.

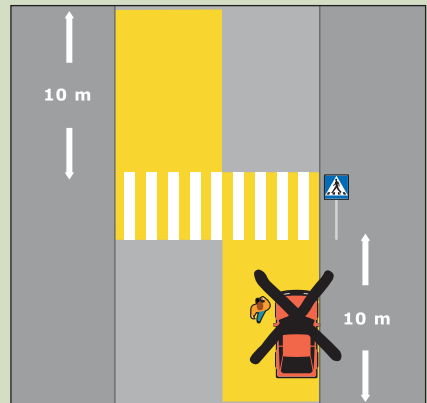
You must not stop or park here

- You must not stop or park at a railway or tramway junction.
- You must not stop or park so as to conceal road signs or traffic signals.

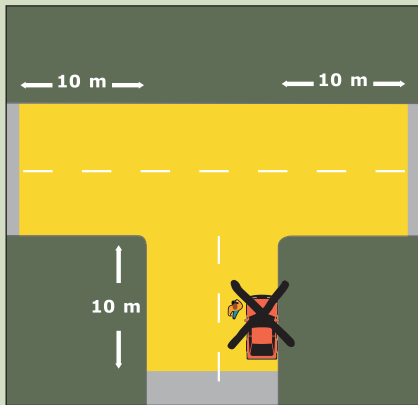
- You must not stop or park on a pedestrian crossing or closer than 10 metres before a pedestrian crossing.

The same rules applies to

- a bicycle crossing
- a crossing pedestrian path
- a crossing cycle path.



- You must not stop or park on a motorway or an expressway.
- You must not stop or park at a road junction or closer than 10 metres before the nearest edge of the intersection.
- You must not stop or park in an underpass or tunnel.



- You must not stop or park close to the crest of a hill or in bends where visibility is not sufficient.
- You must not stop or park alongside a solid line if the distance between the vehicle and the line is less than 3 metres. However, if there is a broken line between the vehicle and the solid line, then you may stop or park.
- You must not stop or park
 - on a bicycle lane
 - on a pedestrian path
 - on a bicycle path.
- You must not stop or park in a place marked as a prohibited area.
- You must not stop or park on a lane for public transport.

Additional plates

General



7-17



7-17

White or black figures without brackets indicate weekdays, except weekdays before Sundays or public holidays.



(7-17)



(7-17)

White or black figures in brackets indicate weekdays, before Sundays or public holidays.



7-17



7-17

Red figures indicate Sundays or public holidays.

Additional plates are adjusted after the regulations for the parking-lot.

An additional plate has the same colour as the sign that it is placed under. There are:

- blue plates with white or red text
- yellow plates with black or red text.



You may park

- between 7 am and 5 pm*



You may park

- between 7 am and 5 pm*



You may park

- between 7 am and 5 pm*

* At page 10 you can see which days are applicable.

Road signs and additional plates

Parking



You may park

- only the type of vehicle illustrated on the additional plate. Other vehicles may only stop to set down or pick up passengers.



You may park

- if you have a parking card for people with disabilities. Others may only stop to set down or pick up passengers.



Here it is a land-owner that has stipulated conditions for parking.



You may park

- if you pay a parking-fee.



Residents in the area may have a parking permit that offers special conditions. Other people must follow the normal parking regulations and possible additional plates.



You may park

- for up to one hour.



This sign indicates that parking is permitted on all days. On weekdays (with the exception of weekdays before Sundays and public holidays) you may park for a maximum period of 24-hour.

Under the sign there can be additional plates with supplementary regulations.

There are more types of additional plates, here are only the basic principals illustrated.



You may park
• but between 7 am
and 5 pm* for up to
one hour.



You may park
• only between 7 am
and 5 pm*
• for up to one hour.



You may park
• but between 7 am and
5 pm* for a parking-fee
and for up to one hour.



You may park
• for up to one hour
• but between 7 am and 5 pm*
you must pay a parking-fee.



You may park
• but between 7 am and 5 pm*
for a parking-fee and for up
to one hour
• local residents with permits
have special conditions.



You may park
• but between 7 am and 5 pm*
for up to one hour
• Between midnight and 6 am*
parking is not permitted.

* At page 10 you can see which days are applicable.

Road signs and additional plates

Parking not permitted



You must not park
• between 7 am and 5 pm*



You must not park
• between 7 am and 5 pm*



You must not park
• between 7 am and 5 pm*



You must not park
• for the type of vehicle
illustrated on the additional
plate.



This sign indicates that parking is not permitted.

Under the sign there can be additional plates with supplementary regulations.

There are more types of additional plates, here are only the basic principals illustrated.



AB Marken
000-00000

Here a land-owner has stipulated that parking is not permitted.



Gäller ej
motorcykel

The restriction does not apply to motorcycles.



Onsdag
7-17

You must not park
• on Wednesdays between 7 am and 5 pm. This applies even if Wednesday is a public holiday.



7-17
P 1 tim
(7-15)

You must not park
• between 7 am and 5 pm*
• between 7 am and 3 pm* parking is permitted for up to one hour.

* At page 10 you can see which days are applicable.

Road signs and additional plates

Stopping and parking not permitted



7-17

You must not stop or park
• between 7 am and 5 pm*



7-17
(7-17)
7-17

You must not stop or park
• between 7 am and 5 pm*



7-17
(7-17)

You must not stop or park
• between 7 am and 5 pm*



You must not stop or park
• for the type of vehicle
illustrated on the additional
plate.



This sign indicates that stopping or parking is not permitted.

Under the sign there can be additional plates with supplementary regulations.

There are more types of additional plates, here are only the basic principals illustrated.



Gäller ej på-
eller avlastning

You must not stop or park

- this restriction does not apply for loading or unloading.



7-17
● Övrig tid

You must not stop or park

- between 7 am and 5 pm*
- other times you may not park.

* At page 10 you can see which days are applicable.

Road signs and additional plates

Zone signs



This sign indicates that parking is not permitted in a zone that begins where the sign is placed. Within the zone there may be other restrictions about stopping and parking that are stipulated on road signs.



This sign indicates the end of a zone where parking is not permitted.



A zone sign can include other restrictions than parking limitations. This sign indicates a zone where parking is permitted for up to 15 minutes.



This sign indicates a zone where it is not permitted to park, and where the restrictions are regulated by the date.

- on odd days it is not permitted to park on the side of the road with odd numbers
- on even days it is not permitted to park on the side of the road with even numbers.

Restrictions are applicable for the times indicated on the additional plate.



Parking is only permitted for taxis (taxi zone).



End of turning space zone.



End of taxi zone.



Stopping or parking is not permitted except for loading and unloading (loading zone). The distance is 20 metres.



Parking is not permitted in the turning space.



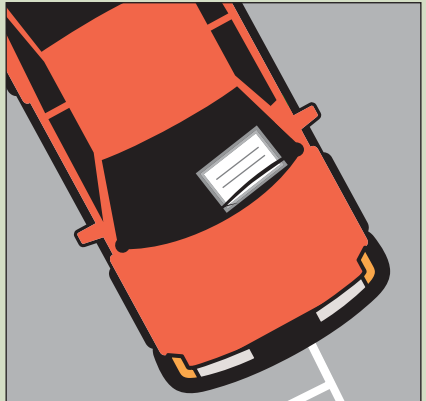
Parking is only permitted for mobile libraries. The distance is 20 metres.

*There are more types of additional plates.
The above only illustrates some basic principles.*

Parking fine

Police or local authority parking attendants are responsible for enforcing parking regulations on streets and public roads.

If you park illegally where public parking rules or municipal parking regulations apply then you may have to pay a parking fine. The size of this fine is stipulated by law. The person responsible for supervising attaches a payment request to the vehicle or gives it to the driver.



The owner of the vehicle is responsible for ensuring that the fine is paid.

You must pay the fine even if you believe the fine is incorrect. The fine must be paid within the stipulated time. If you do not pay on time... the matter is transferred to the executory authority for collection.

If you have received a parking fine that you believe is incorrect, then

you can appeal. Contact the police authority named on the parking ticket. If your appeal is successful then the police authority will cancel your liability for payment of the penalty charge. If the appeal is refused then the vehicle owner can appeal against liability to pay the fine. He or she must then write to the police authority and list the reasons and evidence why they are not liable for payment. This must be done within six months after the fine has been paid or the executory authority has taken measures for collecting the fine. If the police still rejects the appeal, then he or she can appeal to the district or city court.

If your liability for payment is cancelled then you will receive a refund of your parking fine.



Fine

On private property or similar places a land-owner can stipulate conditions for parking or that parking is not permitted. The land-owner often employ a private security company for supervising.

If you park wrongly you may pay a fine. The size of this fine is stipulated by law. The person responsible for supervising attaches a payment request to the vehicle or gives it to the driver. The driver and the vehicle-owner are equally responsible for paying the fine.

If you believe you have been incorrectly fined, then you must contact the land-owner.

Regulations for how these penalty charges are collected is slightly different compared with public parking fines. The procedure is similar to a normal invoice, but the driver and vehicle owner are jointly liable for payment. Following a reminder, the land-owner can demand payment and as a final resort turn to the courts.

Vehicle removals

Incorrectly parked vehicles may be removed. The local authority, the police or the SNRA regions can make the decision to remove a vehicle. Removal could be necessary if the vehicle has parked

- so that it is causing danger or obstructing traffic
- so that it is obstructing snow clearance or road cleaning
- in a parking space reserved for disabled persons

- on a lane for public transport vehicles
- on a pedestrian or cycle path
- on or up to five metres before a pedestrian crossing.

The vehicle will usually be removed to a vehicle pound. As vehicle owner you are liable for all costs relating to the removal of the vehicle.

If you suspect that your vehicle has been removed, contact the police.

This brochure is part of a series providing information about road traffic regulations in Sweden.

Included in the series are

- **Pedestrian and bicycle crossings**, order no 88 514
- **Driving in a roundabout**, order no 88 516
- **Stop and park**, order no 88 518
- **Choose right vehicle-lighting**, order no 88 520

For further information visit the Swedish Road Administration's website, www.vv.se

To order more brochures in this series contact the SRA's shop, fax +46-243-755 50, telephone +46-243-755 00



SE-781 87 Borlänge.

Telephone +46-771-119 119. Fax +46-243-758 25. Text telephone +46-243-750 90

E-mail: vagverket@vv.se / Internet: www.vv.se